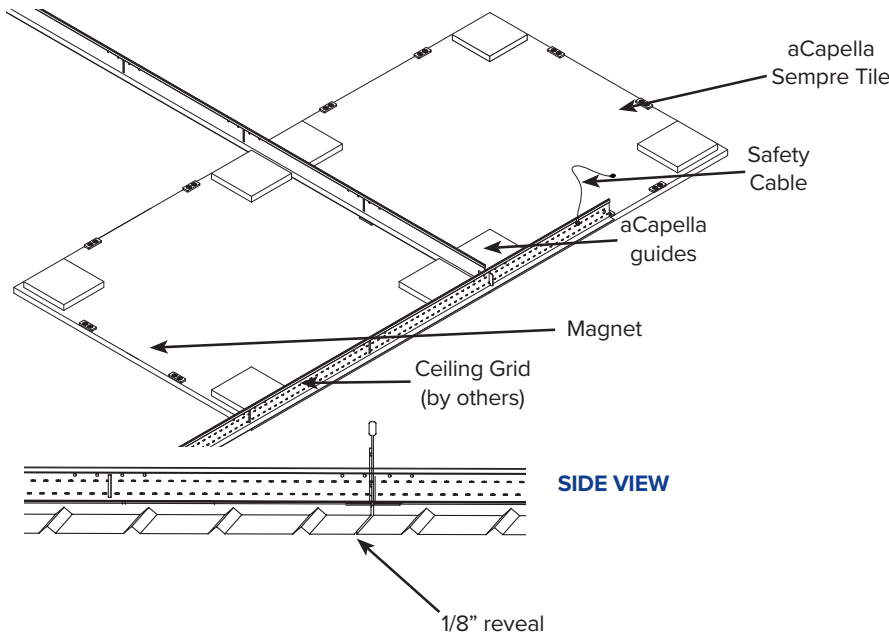


Sempre Tiles are dynamic 2x2 tiles designed to fit any 2x2 ceiling grid. Featuring a catalog of designs and designed for easy magnetic and standard lay-in installation, Sempre Tiles provide a modern design aesthetic and superior acoustical control for any space.

Offered in six design families with select designs offering three pattern choices and others providing four, this collection provides a range of distinct design options. Sempre Tiles are available in all aCapella colors or any Woodwinds Collection finish.*



SOUND ABSORPTION:

Hz	125	250	500	1000	2000	4000	N.R.C.
SCT	.89	.88	.74	.86	.95	.97	.85

Note: NRC based on E-400 Mounting.



CORE

1/2" Recycled Polyester

SIZES

2'x2' tiles, sold in boxes of 8.

MOUNTING

Magnet, Lay-in (square or tegular)

FINISH

aCapella colors or Woodwind Collection

EDGES

Square, concealed

CLEANING

Bleach Cleanable (10:1)*
Water-based/Solvent (WS)
Mold & Fungal Resistant (ASTM C1338)

SUSTAINABILITY

Declare, HPD, Indoor Advantage™ Gold


FLAMMABILITY

All components have a Class "A" rating per ASTM E84

COLORS




WOODWINDS COLLECTION



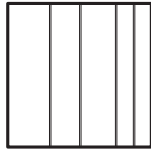
*Woodwinds is an upgrade finish, contact G&S for additional cost.

*Woodwinds is not bleach cleanable.


FREQUENCY




FQ-A



FQ-B

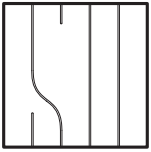


FQ-C

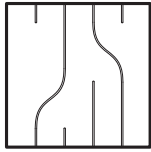


FQ-D

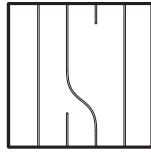
FLOW




FL-A



FL-B




FL-C

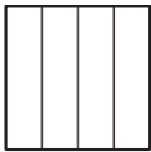


FL-D

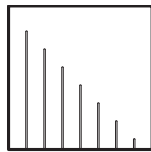
LINEAR



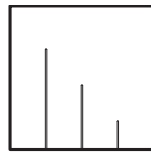
LR-A



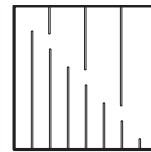
LR-B



LR-C



LR-D




LR-E




LR-F

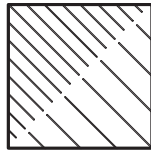
TILT



TL-A

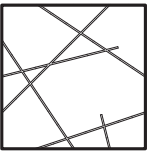


TL-B

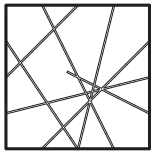


TL-C

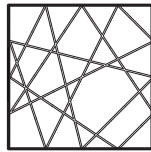
FRACTURE



FR-A




FR-B




FR-C

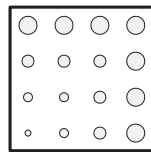
ARRAY



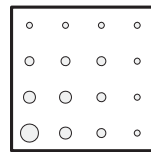
AR-A



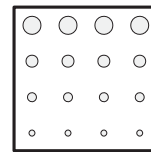
AR-B



AR-C



AR-D



AR-E