


aCapella BoxBar Baffles with CableLock Plates - Ceiling Installation

APPLICATION:

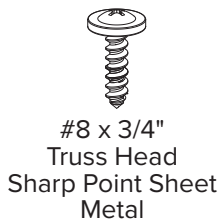
For ceiling mounting aCapella BoxBar Baffles using CableLock Plates and Cable. Before installing make sure there are no obstructions and that you are using the correct fasteners for the ceiling subsurface.

TOOLS NEEDED:

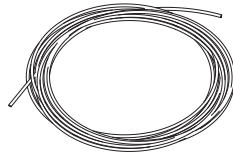
Phillips Screwdriver



CableLock Plate

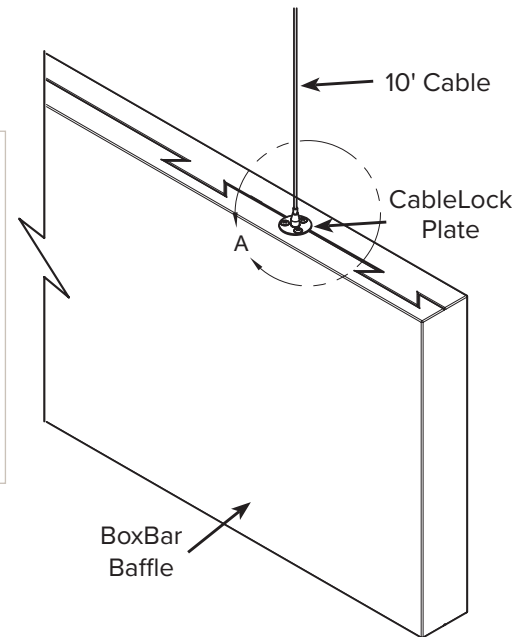


#8 x 3/4"
Truss Head
Sharp Point Sheet
Metal



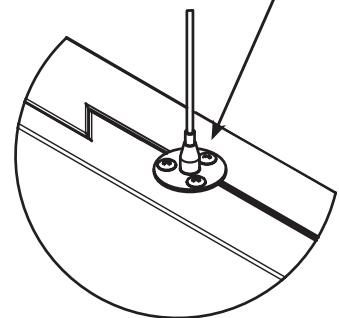
10' Cable

Step 1-4



BoxBar
Baffle

#8 x 3/4" Truss Head
Sharp Point Sheet Metal



DETAIL A

INSTALLATION INSTRUCTIONS:

1. A BoxBar Baffle requires two (2) CableLock Plates. Each CableLock Plate is located 12" from the end of baffle. Units over 72" long require an additional CableLock Plate in the center of BoxBar Baffle. See Elevation 1
2. Using three (3) #8 x 3/4" truss head Sharp Point Sheet Metal sheet metal screws attach each CableLock Plate to the top of BoxBar Baffle. See Detail 1. Each CableLock Plate to be located 12" from end of baffle and centered on the top of BoxBar Baffle. Align CableLock plate so two of the sharp point metal screws are on one side of the seam and the third screw is on the opposite side. Do not attached plate through BoxBar seam. See Detail A.
3. Insert the cable 1" into the top of each CableLock Plate. The cable will automatically lock in place. To release cable, press down on the top of the CableLock and pull on the cable.
4. Repeat this process until all baffles have CableLock Plates and cable fully installed.

The BoxBar Baffle is now ready to hang. Use appropriate fasteners and hardware to install the baffles from the structure. Remove all stickers before hanging.

aCapella BoxBar Baffles

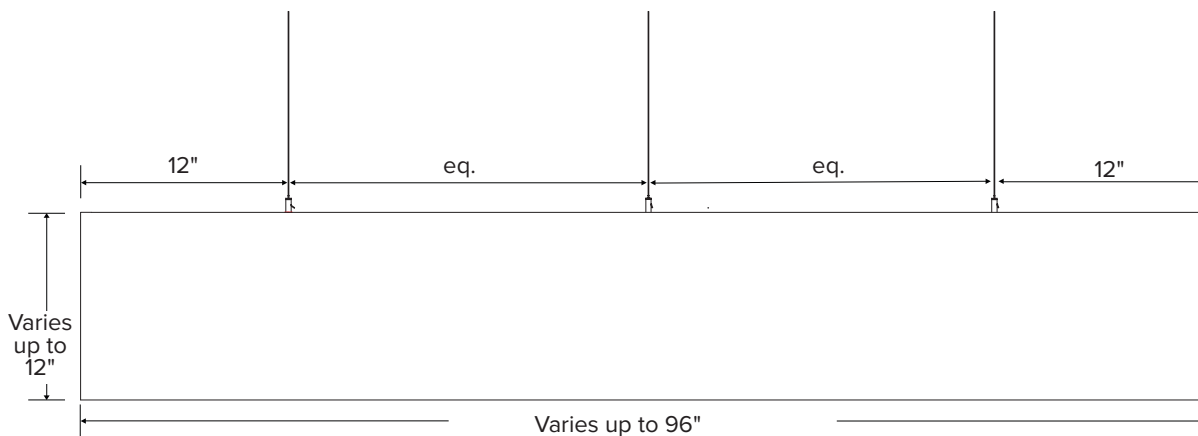
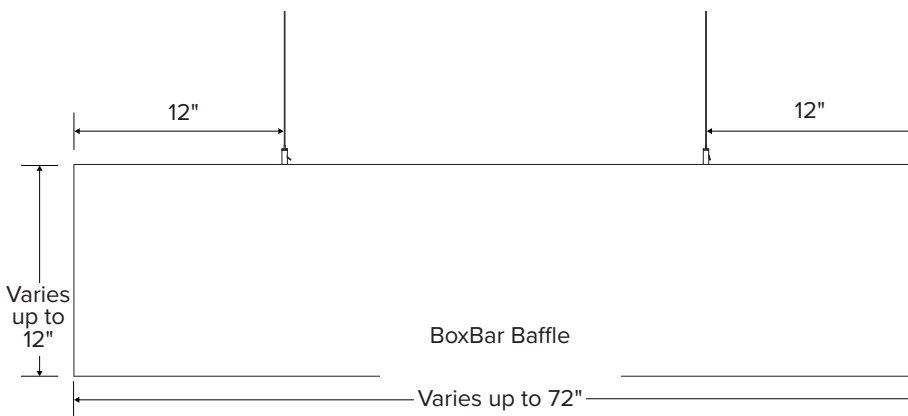
CableLock Plates - Ceiling Installation

HANDLING AND STORAGE

aCapella panels must be stored indoors in a dry, climate controlled environment at all times. Exposure to moisture, excessive heat or humidity can cause panels to warp and/or stain.

Panels should be stored in a flat, fully supported, horizontal position and NOT on edge. It is recommended that 2 people carry each panel. Panel should be carried on edge, being careful not to bend panel at any time. Clean white gloves are also recommended when handling aCapella panels.

Elevation 1



Detail 1

