

aCapella Sempre Ceiling Tiles Ceiling Installation

APPLICATION:

For ceiling mounting aCapella Sempre Tiles using magnets.


TOOLS NEEDED:

Phillips Screwdriver

MOUNTING HARDWARE:



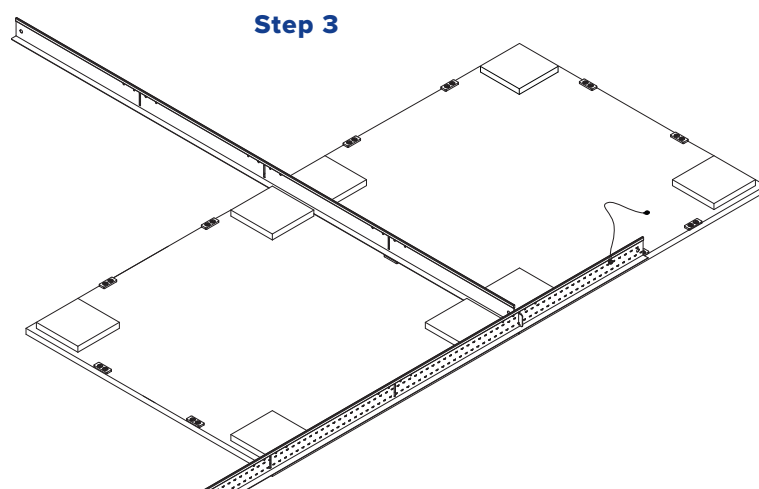
#8 x 1/2" Screw



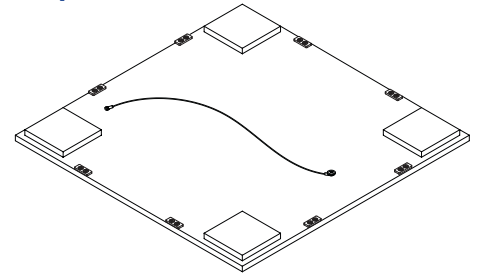
18" cable with eyelet

INSTALLATION INSTRUCTIONS:

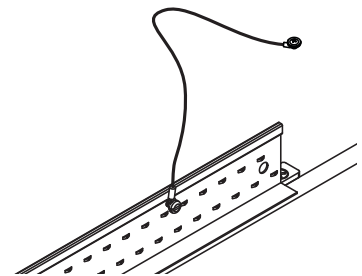
1. Attach the 18" safety cable 3" from edge and centered on the aCapella Sempre Ceiling Tiles using one (1) #8 x 1/2" Truss Head Sharp Point Sheet Metal Screw. (Step 1)
2. Attached opposite end of 18" safety cable to side of ceiling grid above. (Step 2)
3. Place the aCapella Sempre Ceiling Tile onto the ceiling grid using the corner blocks to align panel in the grid opening. (Step 3)
4. Allow the magnets to snap onto the grid.



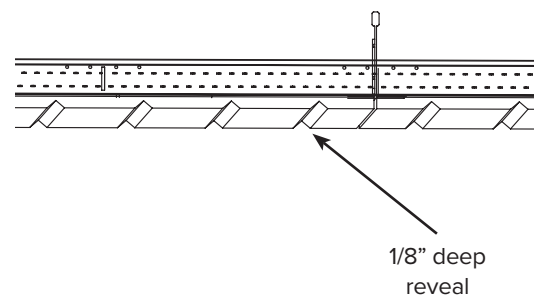
Step 1



Step 2



SIDE VIEW



aCapella

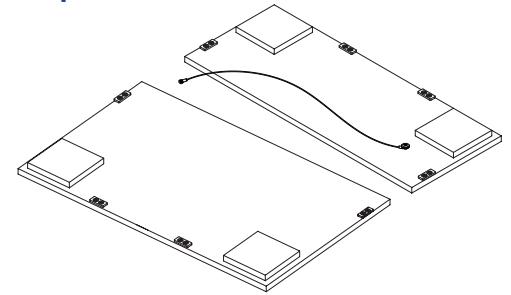
aCapella Sempre Ceiling Tiles Ceiling Installation



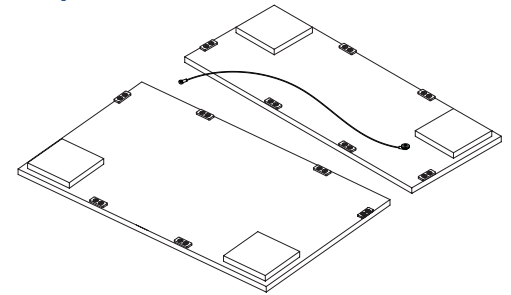
FIELD CUTTING SEMPRE CEILING PANELS

1. To cut an aCapella Sempre Ceiling Tile, measure length needed and cut with a utility knife. (Step 1)
2. Unscrew magnets from the piece to be discarded and reattach to the piece to be installed. Unscrew and reattach 1 magnet at a time. Magnets are strong and if they engage each others accidentally, they may break. (Step 2)
3. Attached 18" safety cable 3" from edge and center on cut Sempre Tile using (1) #8 x 1/2" Truss Head Sharp Point Sheet Metal Screw.
4. Attached opposite end of 18" safety cable to side of ceiling grid above.
5. Place aCapella Sempre Ceiling Tile onto the ceiling grid using corner blocks to align tile into openings.
6. Allow the magnets to snap onto the grid.

Step 1



Step 2



aCapella MAGNETIC MOUNTING - SAFETY TIPS

Please carefully read these magnetic safety tips as special care is required when handling neodymium magnets.



Neodymium magnets are not for children

Neodymium magnets are not toys, and should be kept out-of-reach of children. Small magnets pose a choking hazard and can cause internal body damage.



Neodymium magnets can affect pacemakers

Many pacemakers, ICDs and other implanted medical devices are designed to deactivate in a magnetic field. Care should be taken when handling powerful neodymium magnets.



Neodymium magnets may shatter

Magnets are made of hard, brittle metals and may chip, crack or shatter if allowed to snap together suddenly. Appropriate safety equipment should be worn while handling magnets.



Neodymium magnets may cause injury

Fingers and other body parts can be pinched when the powerful force between two magnets causes them to suddenly snap together. Always use caution when handling powerful magnets.

aCapella