


SOUNDWAVE CLOUDS (SWC)



PRODUCT FEATURES

- Curved, independently-hung clouds
- Great design potential
- Custom shapes and sizes
- Excellent sound absorption
- Fabric or painted finish
- Foil or finished backing available

CORE

6 - 7 pcf fiberglass
1" thick and 132" radius

SIZES

Up to 4' x 8'

MOUNTING

Swivel cable lock (cable by G&S)

EDGES

Square

FINISH

Fabric, paint (finished back optional)

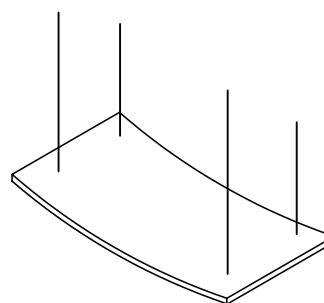
FLAMMABILITY

All components have a Class "A" rating per ASTM E84

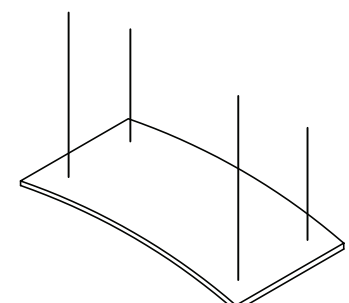
SOUND ABSORPTION - in Sabins

Hz	125	250	500	1000	2000	4000	NRC
SWC1	17.59	25.11	42.46	53.29	61.38	59.81	1.25

Note: NRC test results based on J-mounting with one Pinta cloud, 48" x 108". For test results with other finishes, contact your local Sales Rep or G&S Acoustics.



Convex



Concave

Due to alignment, we recommend a minimum 12" reveal between clouds when SoundWave Clouds are installed in groups.

CONTROLLING SOUND BEAUTIFULLY

800-737-0307 • 636-225-8800
gsacoustics.com

