

CEILING MOUNTING: Clouds D-Ring for 2" Clouds

APPLICATION:

For ceiling mounting 2" fiberglass acoustical Clouds with fastening plate and D-Ring.

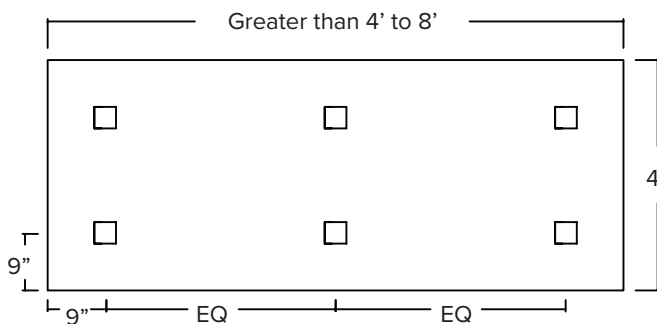
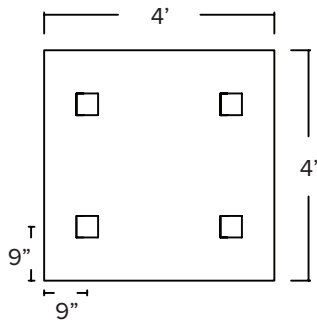
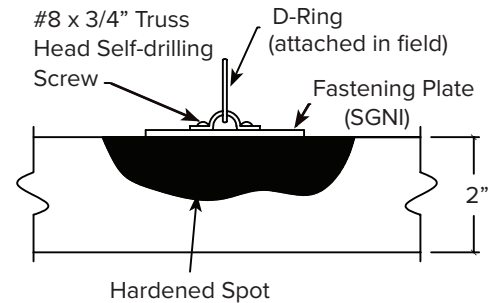
DESCRIPTION:

This installation technique uses a fastening plate (SGNI) and D-Rings (attached in field) to hang single units individually. Installation is as follows:

1. Install D-Rings to center of metal plate using two (2) #8 x 3/4" truss head self-drilling screws (supplied by G&S).
2. Using 1/8" aircraft cable or other suitable hanging material, secure one end to D-Ring (hanging cable or other material by others).
3. Secure other end to appropriate structure above (structure by others).
4. Mounting locations can vary according to custom sizes.

Mounting Detail

Elevation



Note: Less than 3'-6" in either direction will require a custom layout.