


# SOUNDWAVE CLOUDS (SWC)



## PRODUCT FEATURES

- Curved, independently-hung clouds
- Great design potential
- Custom shapes and sizes
- Excellent sound absorption
- Fabric or painted finish
- Foil or finished backing available

## CORE

6 - 7 pcf fiberglass  
1" thick and 132" radius

## SIZES

Up to 4' x 8'

## MOUNTING

Swivel Cable Lock (cable by G&S)

## EDGES

Square and hardened

## FINISH

Fabric, paint (finished back optional)

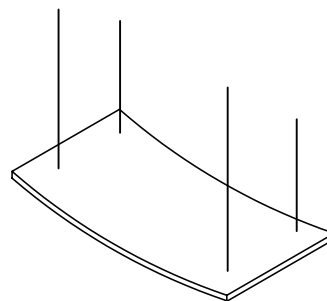
## FLAMMABILITY

All components have a Class "A" rating per ASTM E84

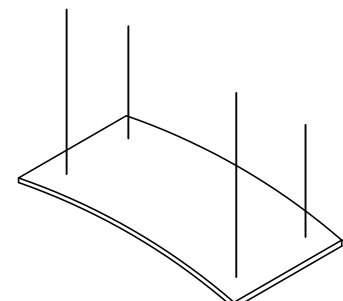
## SOUND ABSORPTION - in Sabins

| Hz   | 125   | 250   | 500   | 1000  | 2000  | 4000  | NRC  |
|------|-------|-------|-------|-------|-------|-------|------|
| SWC1 | 17.59 | 25.11 | 42.46 | 53.29 | 61.38 | 59.81 | 1.25 |

Note: NRC test results based on J-mounting with one Pinta cloud, 48" x 108". For test results with other finishes, contact your local Sales Rep or G&S Acoustics.



Convex



Concave

Due to alignment, we recommend a minimum 12" reveal between clouds when SoundWave Clouds are installed in groups.

**CONTROLLING SOUND BEAUTIFULLY**

800-737-0307 • 636-225-8800  
gsacoustics.com

