

SERENADE CLOUDS (SC)

Serenade Clouds by G&S Acoustics are **flat**, custom shaped **sound-absorbing** panels independently hung from the ceiling. Serenade Clouds hang at any angle from the ceiling, depending on the desired design and acoustical effect. All mounting hardware is embedded in the fiberglass core.

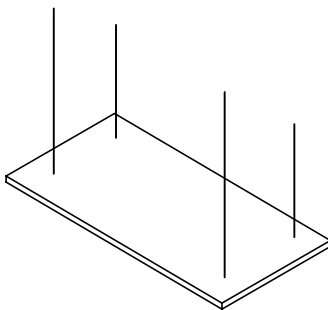
Standard Serenade Clouds are supplied in square and rectangular forms. Drawings showing custom shapes must be submitted for approval.

An optional foil or finished backing is available.

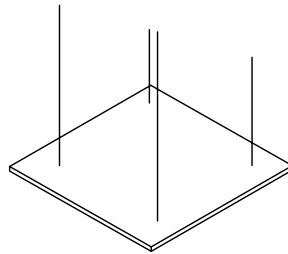
Serenade Clouds are available with three finishes:

- Serenade Classic Cloud - a white or black textured finish
- Serenade Pinta Cloud - a painted finish
- Serenade Fabric Cloud - a fabric finish

Standard Shapes




Rectangle

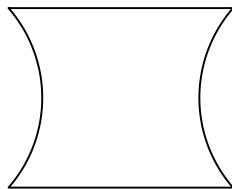


Square


Custom Shapes (more available)



Circle



Concave



Cumulus

SOUND ABSORPTION - IN SABINS

Hz	125	250	500	1000	2000	4000	NRC
SC1	17.59	25.11	42.46	53.29	61.38	59.81	1.25
SC2	19.74	27.22	53.01	67.31	67.28	64.32	1.50

Note: NRC test results based on a J-mounted Pinta Cloud. For text results with other finishes, contact your local Sales Rep or G&S Acoustics.



CORE

Multi-density fiberglass
Thickness: 1" and 2"

SIZES

Pinta and Fabric finishes custom sizes and shapes up to 4' x 10'.
Classic White
1" thick - up to 48" x 120"
2" thick - up to 48" x 120"
Classic Black
1" thick - up to 42" x 120"
2" thick - up to 42" x 120"

MOUNTING

D-Ring, 'T' Grid (by others)
SM Clip, RE2 (4x4 or smaller)
(cable by others)

FINISHES

Fabric, white or black texture, paint (finished back optional)

EDGES

Square
Hardened

FLAMMABILITY

All components have a Class "A" rating per ASTM E84

*Controlling
Sound
Beautifully*